

Pickerington SCHOOLS

EDUCATING FOR TOMORROW



Pickerington Local School District Board of Education Members, Superintendent & Treasurer

Pickerington Schools: November 8, 2022 Levy Informational Brochure

An Important Day

November 8 is an important day for Pickerington Schools. Our voters will be deciding the outcome of an \$89.930 million bond issue request. This Levy Brochure will share important facts about why the district is making this request, and what happens if the bond issue is approved or what happens if it fails. We are continuing our practice of openly communicating with our residents so that all of you have the information you need to make an informed decision on November 8.

NOV.8



This is a straightforward and honest look at the very real situation that Pickerington Schools is facing right now. Please do not hesitate to ask the district about the items in this Levy Brochure by contacting Ryan Jenkins, Treasurer/CFO at ryan_jenkins@plsd.us, or at (614) 920-6111.

What's on the Ballot?

\$89.930

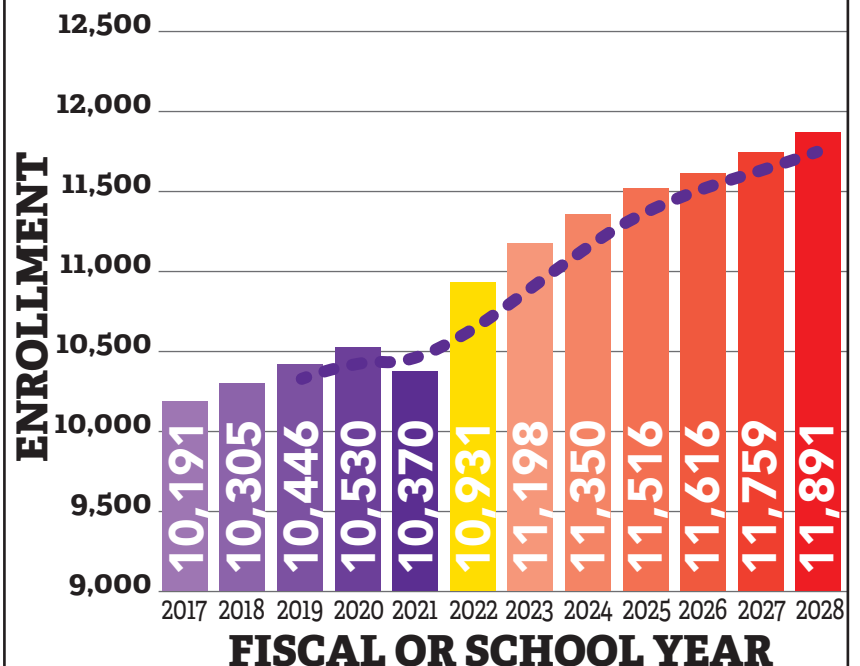
Pickerington Schools has an \$89.930 million bond issue on the November 8 ballot. This bond issue is the leanest request possible to meet the facility needs of the district. The bond issue is more than \$5 million lower than similar requests that occurred in November of 2020 and May of 2021, and *does not include* any upgrades to extracurricular spaces or athletic facilities.



Why is this needed?

The proceeds from the bond issue will be used to address the rapid growth in student population by constructing new facilities and renovating and expanding existing facilities. District enrollment is forecasted to increase by nearly 1,000 students by the 2027-28 school year, and nearly every building in the district will be over capacity by that time.

PLSD Historical and Projected K-12 Head Count



Projections based on district historical EMIS records.

Fiscal or School Year Enrollment* vs. Capacity: By Building of Attendance

The following chart shows that 2 of our buildings are over capacity, and 5 more schools are more than 90% full. In 5 school years (2027-28), 9 buildings will be over capacity and 2 more will be more than 90% full.

School	Capacity	2022-23	2023-24	2024-25	2025-26	2026-27	2027-28	2028-29	2029-30
Fairfield ES	624	Light Green	Light Blue	Light Blue	Light Yellow	Light Yellow	Light Blue	Light Blue	Light Blue
Heritage ES	468	Light Green	Light Green	Light Green	Light Green	Light Green	Light Green	Light Blue	Light Green
Pickerington ES	598	Light Green	Light Green	Light Green	Light Green	Light Green	Light Green	Light Green	Light Green
Sycamore Creek ES	806	Light Yellow	Light Red	Light Red	Light Red	Light Red	Light Red	Light Red	Light Red
Toll Gate ES	806	Light Red	Light Red	Light Red	Light Red	Light Red	Light Red	Light Red	Light Red
Tussing ES	650	Light Yellow	Light Yellow	Light Red	Light Red	Light Red	Light Red	Light Red	Light Red
Violet ES	650	Light Yellow	Light Yellow	Light Yellow	Light Red	Light Red	Light Red	Light Red	Light Yellow
Diley MS	650	Light Yellow	Light Yellow	Light Yellow	Light Red	Light Yellow	Light Red	Light Red	Light Red
Harmon MS	650	Light Green	Light Green	Light Green	Light Green	Light Blue	Light Yellow	Light Yellow	Light Yellow
Toll Gate MS	702	Light Yellow	Light Red	Light Red	Light Red	Light Red	Light Red	Light Red	Light Red
Lakeview JHS	952	Light Blue	Light Yellow	Light Yellow	Light Yellow	Light Yellow	Light Red	Light Red	Light Red
Ridgeview JHS	1,008	Light Blue	Light Yellow	Light Yellow	Light Yellow	Light Red	Light Red	Light Red	Light Red
Central HS	1,590	Light Red	Light Red	Light Red	Light Red	Light Red	Light Red	Light Red	Light Red
North HS	1,920	Light Blue	Light Blue	Light Blue	Light Blue	Light Yellow	Light Yellow	Light Yellow	Light Red
VLA		117	121	124	126	130	133	134	137
Total	12,074	11,404	11,643	11,923	12,133	12,405	12,650	12,938	13,168
Legend	Enrollment Exceeds Capacity								
	Enrollment Greater than 90% of Capacity								
	Enrollment Greater than 85% of Capacity								
	Enrollment Less than 85% of Capacity								

*Based on Cooperative Strategies enrollment study, and includes preschool students.

What will we get?

The district's capital plan, which includes the proceeds from the \$89.930 million bond issue, will be used to:

- Build a new junior high school that can house up to 1,300 students
- Renovate all of Ridgeview JH to convert to a building holding separate K-4 elementary and 5-6 middle schools; this creates an 8th elementary that will house about 450 elementary students, and a 4th middle school that will house about 450 middle school students
- Add 24 additional classrooms at Central HS housing up to 650 students; upgrade the cafeteria, expanding capacity by 200 additional students; install secure entryways
- Add 18 additional classrooms to North HS housing up to 470 additional students; install secure entryways
- Renovate and upgrade multiple elementary schools to accommodate growth, making room for up to 375 additional students



Is this plan being done in conjunction with the Ohio Facilities Construction Commission (OFCC)?

The district has partnered with the OFCC in the past to build or renovate most buildings in the district. We have also executed a Project Agreement (PA) with the OFCC for these projects so that the items addressed in our capital plan, including the \$89.930 million bond issue, will count as the district's share of the OFCC Master Plan for the district. By passing this \$89.930 million bond issue, the district's PA with the OFCC will qualify us for approximately \$75 million in future funding from the OFCC to address future capital needs at:

\$75 million from OFCC for:

- Tussing Elementary School
- Harmon Middle School
- Diley Middle School
- Lakeview Junior High
- North High School



The Cost

The district estimates that the passage of this levy *will not increase tax rates* (measured in mills) for our residents. The county auditor has estimated that the \$89.930 million bond issue will require 2.80 mills for debt payments. But because property valuations are forecasted to increase by an average of 24% for 2022, and due to the structure of the proposed new debt, we forecast that the county auditor will actually be able to decrease the total tax rate needed to pay district debt service by ½ of a mill (see chart below).

The tax rate collected by the district to pay debt payments has decreased as outstanding debt has been retired, refunded for better interest rates, and as district valuation has increased. The following chart shows how the cost of the tax rate has changed since the 2015 tax year and what that rate is forecasted to be in the 2022 tax year (which will first be paid in 2023). Note that the forecasted tax rates in 2022 (paid in 2023) *include* the proposed 2.80 mills for the November 8, 2022 bond issue.

PLSD Debt Service Taxes Assessed: Rates and Amounts by House Value Since 2015

Tax Year / Collection Year	Total Bond Millage	Change from Previous Year	Annual Tax per \$100,000 Home Value	Annual Tax Bill on \$300,000 Home	Annual Tax Bill on \$500,000 Home
2015 / 2016	10.90	-1.10	\$382	\$1,145	\$1,908
2016 / 2017	10.50	-0.40	\$368	\$1,103	\$1,838
2017 / 2018	10.00	-0.50	\$350	\$1,050	\$1,750
2018 / 2019	10.00	0.00	\$350	\$1,050	\$1,750
2019 / 2020	7.60	-2.40	\$266	\$798	\$1,330
2020 / 2021	7.00	-0.60	\$245	\$735	\$1,225
2021 / 2022	7.00	0.00	\$245	\$735	\$1,225
2022 / 2023**	6.50	-0.50	\$228	\$683	\$1,138

** Rate includes new 2.80 mill bond issue

Total Decrease in Millage since 2015
-5.50

How do tax rates in Pickerington compare to other communities in Central Ohio?

Tax rates in the Pickerington community are among the lowest in the Central Ohio area. The following chart shows the total estimated annual taxes paid for a \$300,000 market value home in various communities. It also assumes a gross income of \$95,000**; a federally adjusted gross income of \$78,300; and \$15,000 in annual purchases of local taxable goods and services.

District	A. School Share of Property Taxes	B. School District Income Taxes	C. Total Other Property Taxes (fire, police, other services)	D. Resident Municipal Income Taxes Paid	E. County Sales/Use Taxes Paid	A + B + C + D + E= Total Estimated Local Tax Burden
GAHANNA CSD	\$4,895	\$0	\$3,495	\$2,375	\$1,125	\$11,890
WORTHINGTON CSD	\$5,663	\$0	\$2,564	\$2,375	\$1,125	\$11,727
WESTERVILLE CSD	\$5,465	\$0	\$3,184	\$1,900	\$1,125	\$11,673
HILLIARD CSD	\$4,875	\$0	\$3,245	\$2,375	\$1,125	\$11,620
REYNOLDSBURG CSD	\$3,789	\$392	\$3,892	\$2,375	\$1,125	\$11,573
NEW ALBANY PLAIN LSD	\$5,199	\$0	\$3,295	\$1,900	\$1,125	\$11,519
BEXLEY CSD	\$4,858	\$587	\$2,368	\$2,375	\$1,125	\$11,313
DUBLIN CSD	\$5,320	\$0	\$2,958	\$1,900	\$1,125	\$11,303
OLENTANGY LSD	\$5,943	\$0	\$1,858	\$1,900	\$1,050	\$10,751
Averages	\$4,381	\$317	\$2,803	\$1,923	\$1,095	\$10,518
VIOLET TWP-CANAL WINCHESTER LSD	\$4,228	\$587	\$2,501	\$1,900	\$1,125	\$10,342
SOUTHWESTERN CSD (GROVE CITY)	\$3,861	\$0	\$3,439	\$1,900	\$1,125	\$10,325
REYNOLDSBURG PICKERINGTON LSD	\$3,647	\$783	\$2,435	\$2,375	\$1,013	\$10,252
CITY OF COLUMBUS-CANAL WINCHESTER LSD	\$4,228	\$587	\$2,353	\$1,900	\$1,125	\$10,194
GROVEPORT MADISON LSD	\$3,553	\$0	\$3,577	\$1,900	\$1,125	\$10,155
GRANDVIEW HEIGHTS CSD	\$3,716	\$0	\$2,846	\$2,375	\$1,125	\$10,063
CANAL WINCHESTER- PICKERINGTON LSD	\$3,647	\$783	\$2,561	\$1,900	\$1,013	\$9,903
COLUMBUS- PICKERINGTON LSD	\$3,647	\$783	\$1,718	\$2,375	\$1,125	\$9,647
COLUMBUS CSD	\$3,944	\$0	\$2,184	\$2,375	\$1,125	\$9,628
VIOLET TWP-CANAL WINCHESTER LSD	\$4,228	\$587	\$2,816	\$950	\$1,013	\$9,595
CITY OF PICKERINGTON- PICKERINGTON LSD	\$3,647	\$783	\$2,918	\$950	\$1,013	\$9,310
VIOLET TWP- PICKERINGTON LSD	\$3,647	\$783	\$2,664	\$0	\$1,013	\$8,106

** District median household income about \$93,480 per 2020 US Census Data

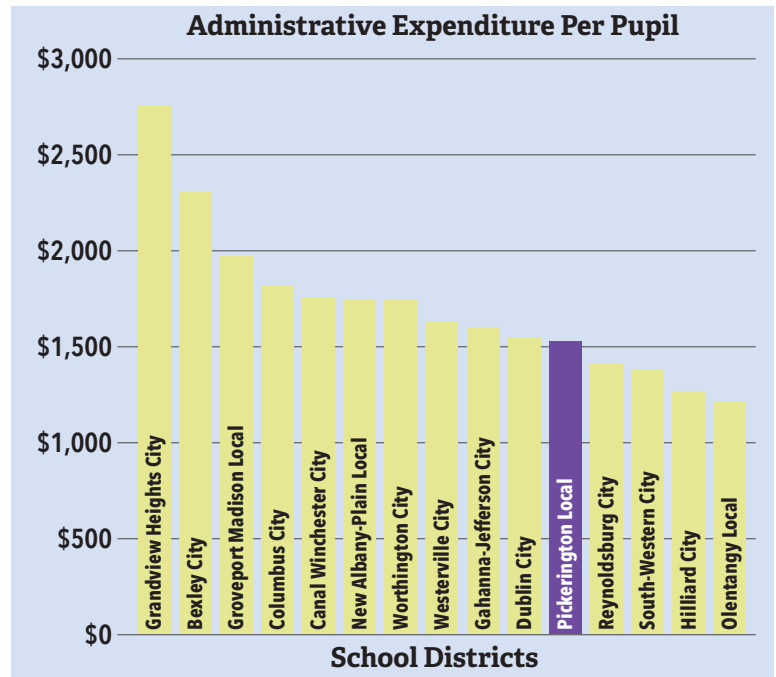
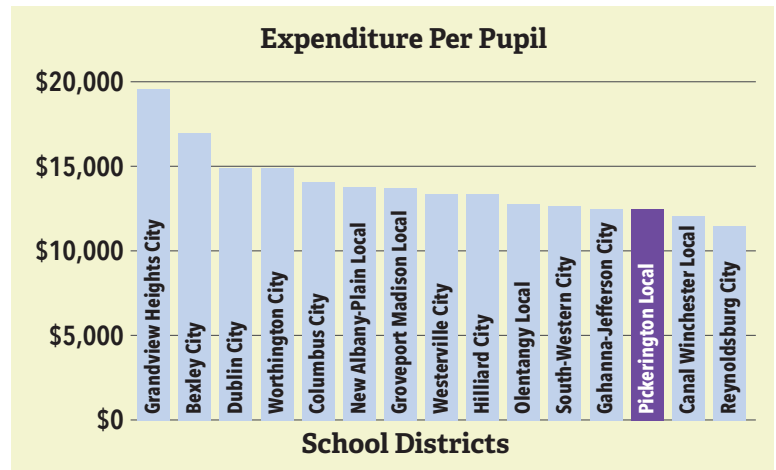
Has Pickerington Schools managed its resources wisely in the past?

Pickerington Schools has not sought levies for operations from the community since August of 2011. During that period of time, the district has consistently carried adequate operating reserves to meet its needs. For the 2020-21 school year, the district spent the 3rd lowest among its comparison peers in expenditure per pupil.

Perhaps even more importantly, the district's administrative expenditure per pupil is also the 5th lowest among its peer groups, which indicates that we concentrate our expenditures on the programs and activities that impact our students the most.

How has the district performed in comparison to how it has used its resources?

Pickerington Schools offers a fantastic value compared to its Ohio Department of Education (ODE) similar district grouping. The charts below show the expenditure per equivalent pupil (EPEP) calculated by ODE for the 2020-21 school year. The EPEP weights the enrollment for expenditures for students in certain categories (e.g. special education, gifted, English Learners, etc.). The weights on these learners are added to recognize the additional staffing and other programmatic expenses to meet their needs. The EPEP is then compared to the Performance Index (PI) score on the 2020-21 Ohio School Report card. The district ranks 3rd highest in PI score, and does so by spending the 3rd lowest in the group.



Similar District	Performance Index
Centerville CSD	85.9
Worthington CSD	85.2
Pickerington LSD	84.2
Lakota LSD	84.1
Northmont CSD	80.7
Gahanna Jefferson CSD	79.0
Delaware CSD	77.2
Hilliard CSD	76.2
Canal Winchester LSD	75.1
Westerville CSD	70.7
Licking Heights LSD	69.9

Similar District	Exp. Per Pupil
Centerville CSD	\$12,238
Worthington CSD	\$11,966
Northmont CSD	\$11,279
Hilliard CSD	\$10,813
Westerville CSD	\$10,672
Lakota LSD	\$10,110
Gahanna Jefferson CSD	\$10,009
Delaware CSD	\$9,895
Pickerington LSD	\$9,876
Canal Winchester LSD	\$9,618
Licking Heights LSD	\$7,296

Other performance data:

- 95.0% weighted graduation rate for the Class of 2022
- Preliminary 2021-22 Performance Index of 88.838
- 225 Honors Diplomas in the Class of 2022
- 128 students took 278 AP tests and scored 3+ from the Class of 2022
- \$25.3 million in scholarships to the Class of 2022
- 74.4% of Class of 2021 enrolled in college
- 295 students in the graduation cohort of 2022 have at least some college credit at graduation
- 528 students took college courses thru Central and North HS, earning nearly 2,600 college credits and saving parents and families about \$1.356 million in tuition cost



The Choice

Our community has the choice on November 8, 2022, to pass the \$89.930 million bond issue to provide the district with the capital it needs to address the rapid growth of our community. *Moreover, the approval of this bond issue is not forecasted to increase tax rates (measured in mills).*

Alternatively, if the bond issue does not pass, the district will lose \$75 million in facility funding from the OFCC, and will need to enact measures to deal with crowded schools. Those measures include, but are not limited to:

- virtual groups;
- redrawing district boundaries more frequently;
- temporary learning spaces (e.g. modulars).

All of these measures impact the delivery and efficacy of education in the district. They are also not as safe (modulars) or create environmental concerns. Finally, these measures are operationally more expensive than capital expenditures, which would further strain our current forecast to forgo any operational levies for at least the next 2 school years. These negative impacts to our schools also adversely impact the community and the value of homes in our community.



*****ECRWSSSEDDM****

RESIDENTIAL CUSTOMER

November 8, 2022 General Election Timeline

We urge all district residents to vote in the General Election. Ohio now offers multiple options for voting (in-person, early, absentee, etc.). The Ohio Secretary of State provides the following General Election timeline:

(For more information, please visit the Fairfield County Board of Elections at boe.ohio.gov/Fairfield/)

NOVEMBER 8, 2022 GENERAL ELECTION

Military & Overseas Absentee Voting:
Begins September 23

Deadline to Register to Vote: October 11

Early In-Person Voting: Begins October 12 and
includes the two Saturdays, the Sunday and the
Monday before Election Day

Absentee Voting By Mail:
Begins October 12

Election Day: November 8
(Polls Open 6:30 a.m. - 7:30 p.m.)

